


Genesis Wiring Diagram for Single Pole Single Throw (SPST) Systems

Use the following to wire a Genesis Switch. SPST systems are Touchplate and similar two-wire systems.

Each system will have different components and this document does not show all possible connections.

Button Layout

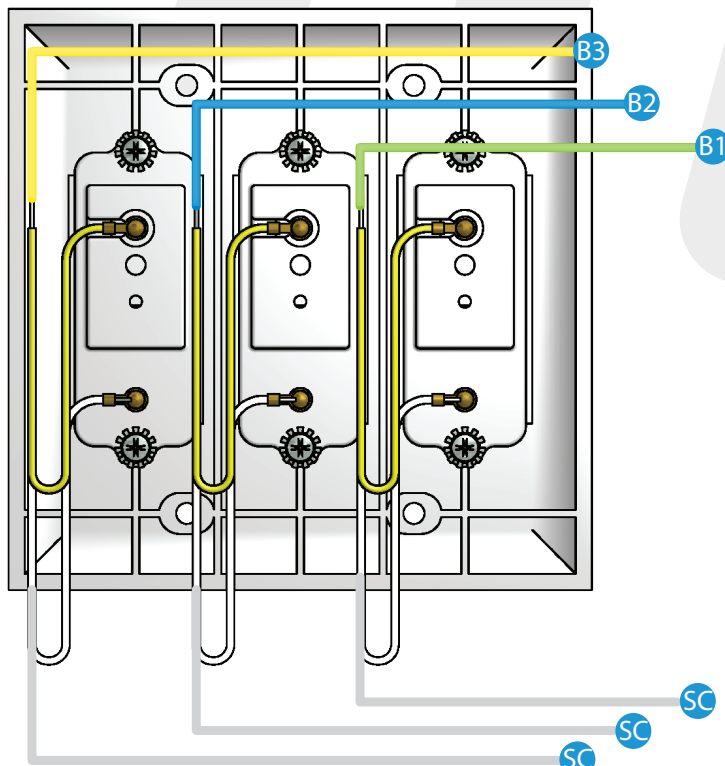


Switch and LED Wiring

- Switch wires are yellow; Common wires are white
- Recommended wire size is 16-18 AWG

Powering the Station

- Use a single common to power the switches by using a wirenut to combine the wires from the switch to the common from the power supply.





touch-plate[®]


LIGHTING CONTROLS

Genesis Wiring Diagram for Single Pole Double Throw (SPDT) Systems

Use the following to wire a Genesis Switch. SPDT systems are GE, Remcon and similar three-wire systems.

Each system will have different components and this document does not show all possible connections.

Button Layout



Switch and LED Wiring

- Switch wires are yellow; Common wires are white
- Recommended wire size is 16-18 AWG

Powering the Station

- Use a single common to power the switches by using a wirenut to combine the wires from the switch to the common from the power supply.

